



School Annual Book Fairy Design Program

If you want a professionally-designed yearbook for your students, but simply don't have the time or expertise to do it yourself, we have you covered! Our Book Fairy design program makes it easy. We'll do everything for you, from yearbook layout to typesetting.



Send us your photos and instructions, and our graphic designers will create a one-of-a-kind yearbook that captures your students' milestones and memories. You will also need to submit your class photo link or CD so we can create your class pages.

1

CHOOSE A THEME YOU LOVE

(25 options available)



TIP #1
Now you can dedicate more time to taking photos and less time to designing pages!

New Design!




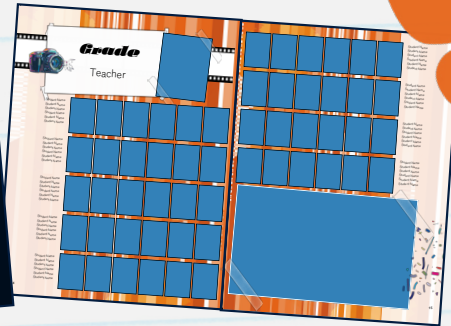


ANALOG

New Design!





BILLBOARD YEAR

New Design!



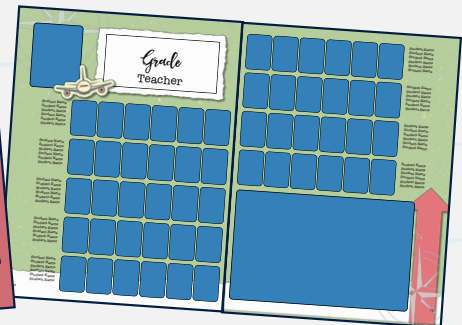

IN FOCUS

New Design!


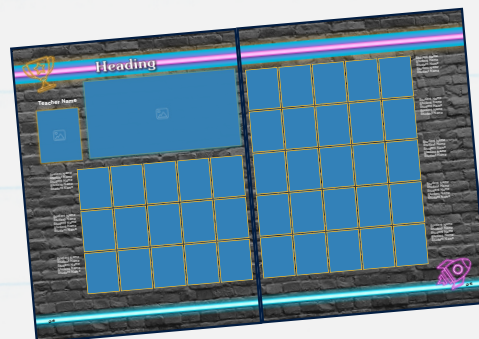


SUNSHINE

New Design!




THIS IS OUR YEAR





ARGON



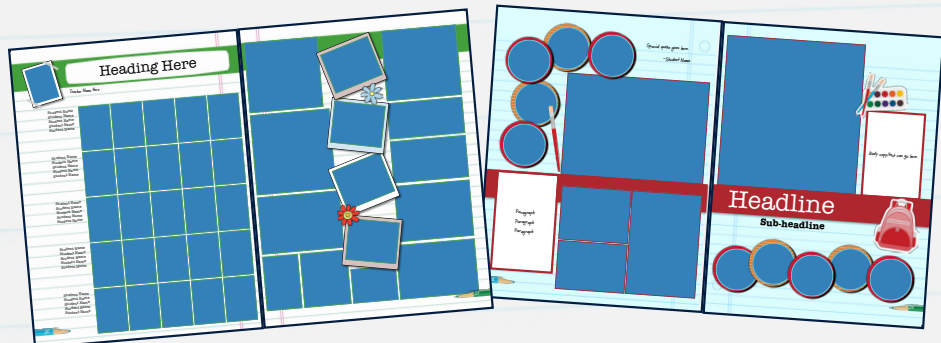
BACKPACK




BRANCHING OUT




BRICK BUILDER



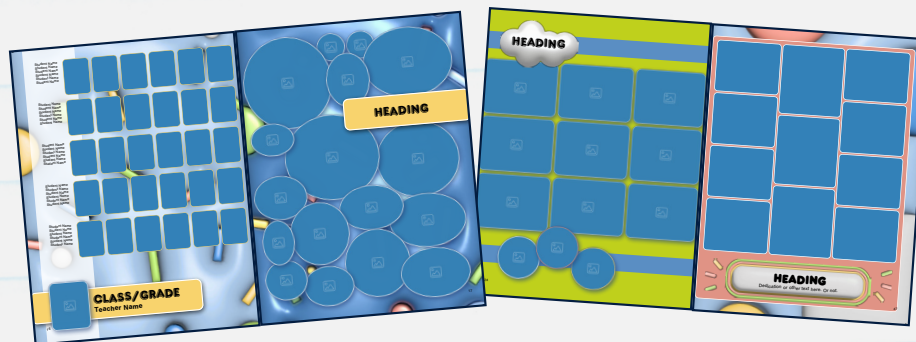
COMPOSITION



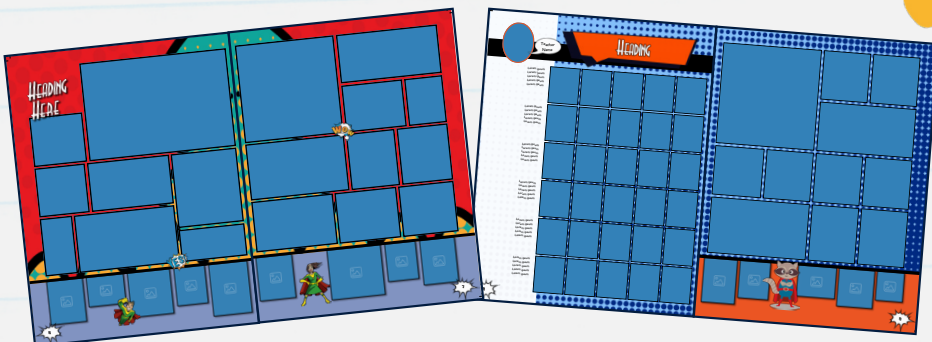

COSMIC WAVE




CROSS OF FAITH




DREAM BIG




DYNAMIC



GRUNGE



JUST SHINE



Template design may vary with mascot choice.



Bear



Bulldog



Cardinal



Dragon



Eagle



Hornet



Knight



Lion



Mustang



Owl




Paws



Viking



Wildcat




Wolf

MULTI MASCOT



NOW SHOWING

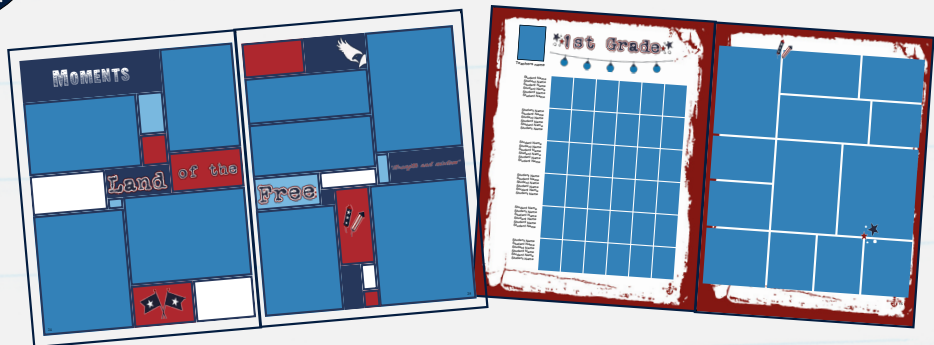


ONE IN A MILLION

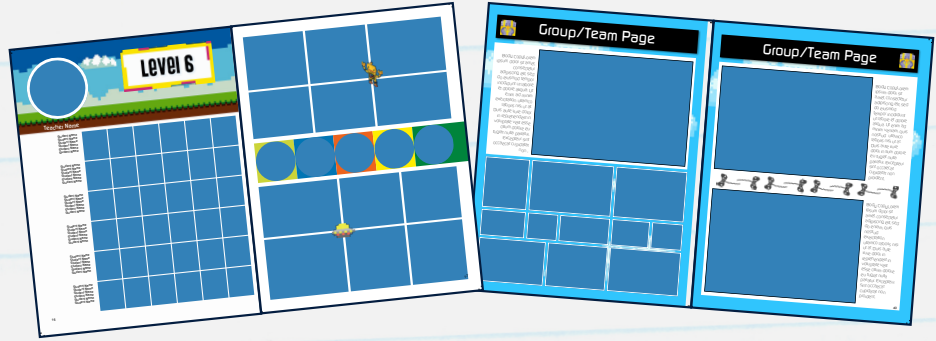



TIP #3
You can easily
move, resize or
delete
photo and text
boxes, if needed!

PAINT SWIPE



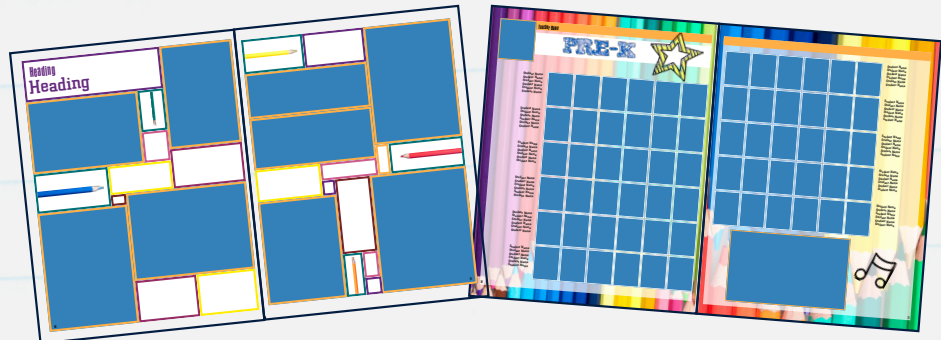
PATRIOTIC BRUSH




PIXEL WORLD



RAINBOW CHALK



RAINBOW DOODLE



Choose 2 of your school colors.

SCHOOL COLORS

2. COMPLETE THE SCHOOL ANNUAL BOOK FAIRY FORM

Go to the link below and submit the School Annual Book Fairy Form.

<https://schoolannual.com/book-fairy-registration/>

3. FILL IN THE PAGE LADDER

Log into your School Annual Online program and fill out the page ladder in the PLAN section OR download the ladder form and send it to us.

4. SEND US YOUR CLASS PHOTOS LINK

After the photographer has taken retakes of your students, send the class photo link to bookfairyphotos@gmail.com and tell us how you would like the students sorted. Example: Teacher/Class or Grade. We will upload the portraits and email you a class data proof. You will need to send us any changes that need to be made to student information. We will make the necessary changes and start creating your class pages.

5. COLLECT AND ORGANIZE ACTIVITY IMAGES

Log in to your School Annual Online program and create folders in the Image Library under the Activity section named according to the page ladder. Example: Page 5 Kindergarten-Smith. Start uploading high resolution images (jpgs or tifs) into those folders. All images must be uploaded by the due in date.

6. NOTIFY US

Notify your customer rep to let us know you have uploaded all your activity images and we will start creating your pages.

7. REVIEW YOUR DIGITAL PROOF

We will notify you so you can log in to your School Annual Online program to view a digital proof of your book for your approval or changes. This process needs to be done in a timely fashion so we don't miss your ship date.